

PUBLISHING PHOTOGRAPHERS SINCE 2009

BEING PUBLISHED **MATTERS**



# LENS AND LIFE

DISCOVERING LIFE'S BEAUTY, ONE SHOT AT A TIME  
[CAMERAPIXOPRESS.COM](http://CAMERAPIXOPRESS.COM)

A FEW   
QUESTIONS TO

# HENK LANGERAK

 PHOTO  
HENK LANGERAK



# HENK LANGERAK

HENKLANGERAK.NL




100ASA.COM

WWW.WERKAANDEMUUR.NL

HENK LANGERAK

WIDEF PHOTOGRAPHY





All rights reserved. No part of this photography book may be reproduced, distributed, or transmitted in any form or by any means, including photocopying, recording, or other electronic or mechanical methods, without the prior written permission of the copyright holder, except for brief quotations embodied in critical reviews and certain other noncommercial uses permitted by copyright law. For permissions requests or inquiries, please contact: [Henk Langerak](#) - this book is a work of art, and all photographs are protected by copyright law. Any unauthorized use, distribution, or reproduction of the images in this book is prohibited and may result in legal action.



PHOTO  
HENK LANGERAK

WORLDWIDE PHOTOGRAPHY





## HOW LONG HAVE YOU BEEN INVOLVED IN PHOTOGRAPHY, AND WHAT INSPIRED YOU TO PURSUE THIS FIELD?



A long story short: when I was thirteen, I bought my first camera, an Agfa Click, while on holiday in Germany. Other cameras arrived and were exchanged for new possibilities. So, I never stopped taking photos. But my topics and goals have changed. In the past, children and holidays were the topic. Now I make more artistic images. But I didn't specialize. That means that today I can go out for beautiful landscapes, tomorrow for architectural pictures and the next day I can take macro photos of small subjects around the house.




PHOTO  
HENK LANGERAK

WABU DWI DE PHOTOGRAPHY





## DO YOU HAVE A DISTINCTIVE APPROACH TO CREATING PHOTOGRAPHS?



My approach is: experiment and surprise yourself. Whether it is your profession or your hobby, you will have the most fun by trying things out.


And don't be afraid to use examples from other photographers for your own work. After all, (almost) everything has been photographed before. But your approach, your lighting, your crop, your composition is unique. Your vision determines the end result. 



PHOTO  
HENK LANGERAK

LENS AND LIFE PHOTOGRAPHY






## DO YOU HAVE A FAVORITE PLACE OR SITUATION WHERE YOU ENJOY PHOTOGRAPHING THE MOST?



Although I take photos in almost all genres of photography, I have the most fun with my own macro photos of objects I have around the house. Ice cubes, a strawberry or an egg. In our kitchen we have a dark top and a dark marbled background. Ideal for these types of photos.

And I especially enjoy editing photos of special buildings in PhotoShop so that they become interesting art objects. 

WORLDWIDE PHOTOGRAPHY

HENK LANGERAK



PHOTO  
HENK LANGERAK

WORLDWIDE PHOTOGRAPHY






## HOW DOES PHOTOGRAPHY INFLUENCE YOUR LIFE?



Unfortunately, I never learned to play an instrument. I can't draw, paint or sculpt. The only way I can express my creativity is by taking photos.

Photography is also important to me in terms of time spent. I work on it almost every day. Take photos outside or inside. Editing, sorting and publishing on Facebook, my web blog and my own website takes an hour or two every day.

And whether or not I have a camera with me; When I'm outside, I always think in images. 



WORLDWIDE PHOTOGRAPHY






## DO YOU PREFER WORKING ALONE OR AS PART OF A TEAM? WHY?



I can go out alone or with a group of like-minded photographers. When you work alone, you are free to choose the place, the subject and the time you can devote to it.

But going out with a group from our photo club is more fun. We start with a cup of coffee at an agreed location and afterwards you can still do your own thing without disturbing each other. After about two hours we come together again to end the outing and talk about what we encountered. A few weeks later we look at and discuss each other's photos. It is always surprising to see that everyone returns from the same location with completely different photos. And that is very educational. 




PHOTO  
HENK LANGERAK

WABI DWI DE PHOTOGRAPHY




# DO YOU PARTICIPATE IN ANY PHOTOGRAPHY CONTESTS OR EXHIBITIONS?



Participating in competitions and exhibitions is important to see where you stand compared to the photographers you know from your photo club or department of the national photo association.

Winning a prize is always nice, but if you don't win you learn from the discussions. What did your photo lack, how could it have been better? Of course you have to continue to find your own direction when taking your photos. So don't submit photos to competitions to please the jury, otherwise you are doing violence to yourself. But you learn from the comments to avoid pitfalls.

I also exhibit both solo and in groups. And it is always nice to hear how visitors react to it. 

HENK LANGERAK






PHOTO  
HENK LANGERAK

LENS AND LIFE PHOTOGRAPHY




## HOW DO YOU PROMOTE YOUR PHOTOGRAPHY?



Thanks to the internet, there are so many ways to get your work noticed.

I have my own website with a broad overview of my photos in various genres.

I post two or three photos every day on my blog, on *Facebook* and on *Instagram*. I post photos on *100asa.com* and *1x.com*.

Finally, I sell photos through *Werk aan de Muur*. 

WIDELD WIDE PHOTOGRAPHY

HENK LANGERAK



PHOTO  
HENK LANGERAK



LENS AND LIFE PHOTOGRAPHY





# DO YOU HAVE ANY ADVICE FOR BEGINNER PHOTOGRAPHERS WHO WANT TO DEVELOP THEIR SKILLS?



In my working life I was a journalist at one of the largest newspapers in the Netherlands. Then I was sometimes asked how you learn to write. My answer was always: by reading a lot. Then you see how others solve problems, how they approach an interview or a report. The same goes for novice photographers. You learn to photograph by looking. Read photo magazines, look at the photos. Or watch documentaries about photographers on television.

As a writing journalist at the time, I was not allowed to take the photos for my stories myself. You always had a photographer with you during an interview or on a report. One came in, stayed no more than 5 minutes and took his portrait. From him I learned that you don't have to convert an entire room to take a photo. Another placed the interviewee near the window to take a portrait. From him I learned that you don't have to carry light boxes or flashes, but that you can also use the existing light.

During training, the emphasis is often placed on light steps, the differences between lenses and other technical matters. But ultimately, photography is about feeling. What do you feel about an image, why do you want to take this photo? If you know that, you have already made a lot of progress.



 PHOTO  
HENK LANGERAK

W/OPI DWI...  
PHOTOGRAPHY



WORLDWIDE PHOTOGRAPHY





WORLDWIDE PHOTOGRAPHY







W/OPI DWIDE PHOTOGRAPHY






PHOTO HENK LANGERAK



PHOTO HENK LANGERAK



PHOTO  
HENK LANGERAK



PHOTO  
HENK LANGERAK

WORLDWIDE PHOTOGRAPHY





WORLDWIDE PHOTOGRAPHY





WORLDWIDE PHOTOGRAPHY





WORLDWIDE PHOTOGRAPHY





PHOTO  
HENK LANGERAK



PHOTO  
HENK LANGERAK



PHOTO  
HENK LANGERAK



PHOTO  
HENK LANGERAK





 PHOTO  
HENK LANGERAK







# WEINSPIRE

BEING PUBLISHED MATTERS



INTERNATIONAL  
PHOTOGRAPHY  
MAGAZINE

**PRESS**  
DOCUMENTARY PHOTOGRAPHY

MAGNUS  
PERSSON  
BANGKOK'S  
RESCUERS

DAN  
TRAMER  
CUBA

PHOTOJOURNALISM  
NEW  
DIRECTION



# JOIN CAMERAPIXO PRESS TODAY

